



LED Flood Light

Without Power Supply

IC Driver, 120V, 277V, 12V

NEW LED TECHNOLOGY THAT ALLOWS THE
COEXISTENCE OF ENVIRONMENTAL
PROTECTION AND ENERGY SAVING

Benefits

1. Replace conventional Flood Lights.
2. Precision Die Cast Aluminum Housing.
3. Fade Resistant Powder Coat Finish.
4. Easy Installation.
5. Without power supply, IC driver, single voltage 120V, 277V, 12V.
5. CE ROHS listed.



Trunnion Mount



Knuckle Mount



Slipfitter Mount

Features

1. Aluminum die-casting heat sinks is good for heat dissipation.
2. It's major to replace the conventional flood light.
3. Green, energy saving, long and reliable life of 50,000 hours.
4. Without Power Supply, IC driver, single voltage 120V, 277V, 12V.
5. Wide colour availability in degrees Kelvin(K), 2700-6700K.
6. Streamline exterior design, beautiful appearance.
7. Environment friendly ,energy saving (70~80%).
8. Special circuit design, each LED work separately, avoiding the single broken LED influence problem.



Application

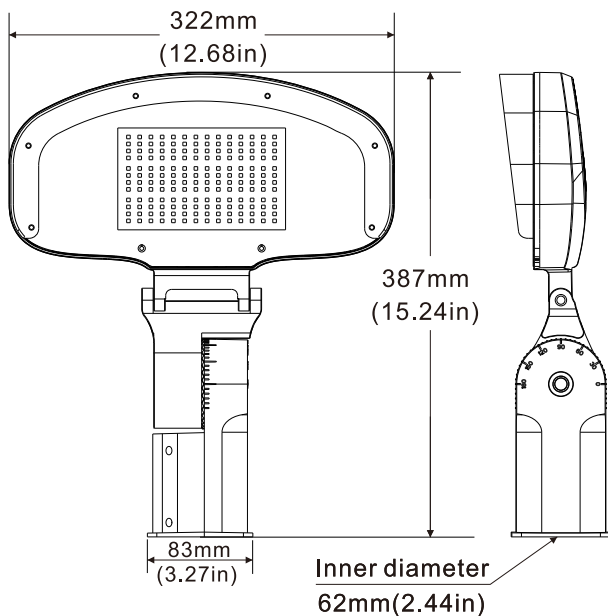
1. Large areas lighting.
2. Building facades lighting.
3. Signs lighting.
4. Landscapes lighting.
5. Outdoor Building Lighting.



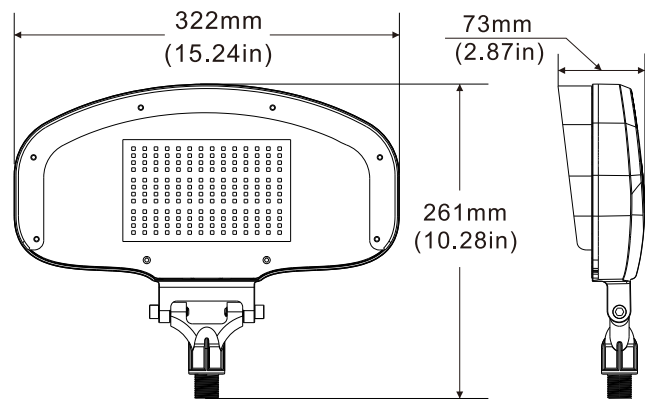
SPECIFICATIONS

Power	60W	80W
Model	BB-FL-60W-D-X-YY-ZZ	BB-FL-80W-D-X-YY-ZZ
Luminous Flux	7800lm	10400lm
Replacement	MH 200W	MH 300W
Remark	Where suffix "X" stand for installation, X can be A, B or C. A means Slipfitter Mount, B means Trunnion Mount, C means Knuckle Mount. Where suffix "YY" stand for CCT, YY can be CW, DW, NW, WW or SW. Where suffix "ZZ" stand for voltage, ZZ can be 12 or 27, 12 means 120V, 27 means 277V.	
Light Source	SMD LED	
Luminous Efficacy	130lm/w	
Operation Temp.	-40 to +45°C	
CCT	2700K SW / 3000K WW / 4100K NW / 5000K DW / 5700K CW	
CRI	70+	
Life Span	50,000 hours at 25°C	
Voltage	Single voltage 120V, 277V, 12V	
Driver	Without Power Supply, IC Driver	
Sensor	Microwave sensor Daily sensor available	
Beam Angle	120°	
PF	>0.95	
Warranty	3/5 Years	

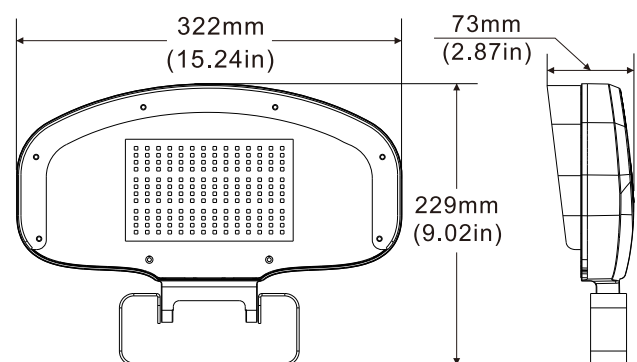
DIMENSIONAL DRAWING



Slipfitter Mounting

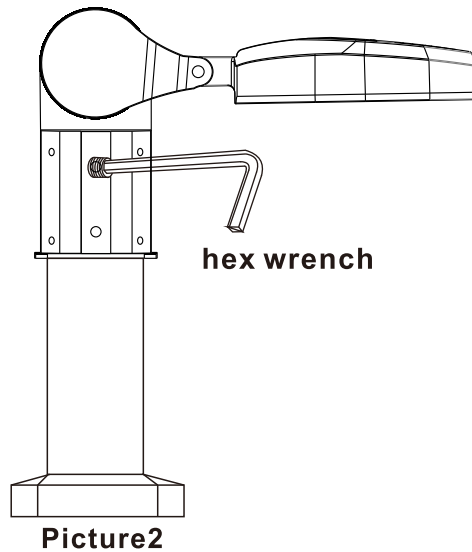
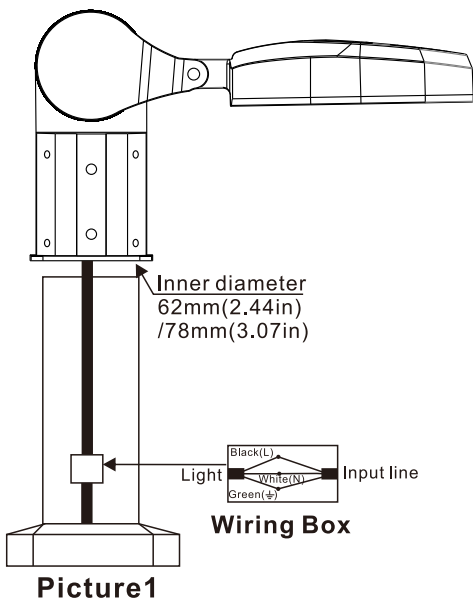


Knuckle Mounting



Trunnion Mounting

Pole mounting



Step1: Turn off the power before installation.

Step2: Wiring right in the wiring box("Black" is connected to "L", "White" connect to "N", "Green" to "Ground") and set the lamp into the bracket by the hole. (picture1).

Step3: We should fasten the four screws with a hex wrench, and finished (picture2).

Wall mounting

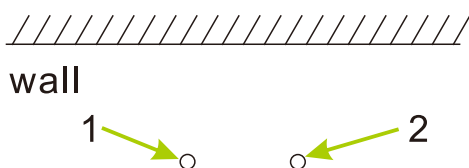
STEP1: Drill 2 holds on the wall (The distance between the two holes should be determined according to the lamp), as picture1.

STEP2: Put the 2 expansion studs into 2 holes.

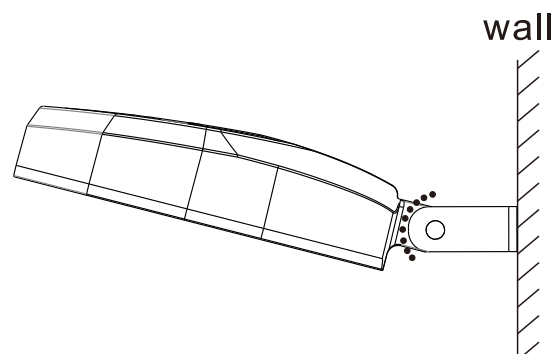
STEP3: Use two expansion screws to secure the bracket to the wall through 2 holds.

STEP4: We should use the hex wrench to loosen the two screws on both sides of the bracket, and then adjust the angle of the lamp, as shown in Figure 2.

STEP5: Secure the screws with a hex wrench, and finished.



Picture1



Picture2

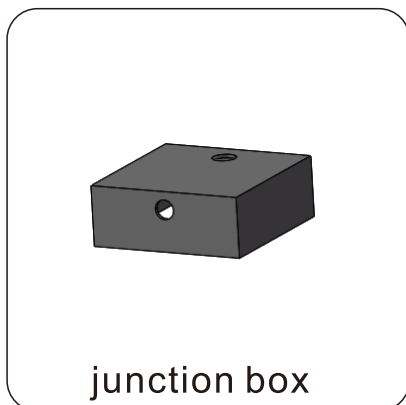
Optional Accessories

As shown below, we have three different options.



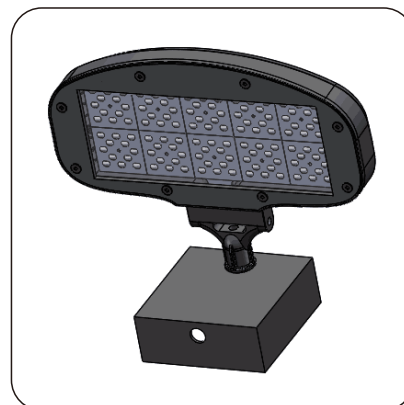
Note:

- If you want the second light, we are not equipped with the junction box, so you must have a junction box to install, as shown in picture 1.
- We can put the lamp in the hole of the junction box, as shown in picture 2.



junction box

picture1

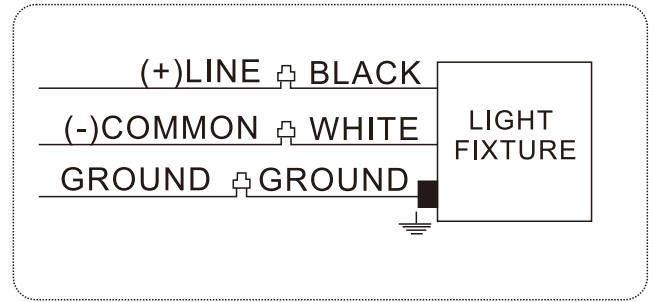


picture2

Wiring

Universal voltage driver permits operation at 120V, or 277V, or 12V,50/ 60Hz.

1. Connect the black fixture lead to the (+) LINE supply lead.
2. Connect the white fixture lead to the (-) COMMON supply lead.
3. Connect the green Ground wire from fixture to supply ground.



PROJECTS

By using our 60W Wallpack Light to replace 200W High Pressure Sodium Lamp fixture for outdoor parking lot lighting, the customer is now able to save a lot per month from his electric bill.



Replace



60W LED = 200W MH

Note:

- Don't take the LED lamp apart.
- The LED lamp must work under the right voltage according to the specification.

PACKING INFO



Item	Packaging	Dimensions (L*W*H)	N.W	G.W	Volume weight
60W-80W	1pc/Box	390*320*160mm	4.0kg	4.5kg	4.5kg
60W-80W	4pcs/Box	480*330*410mm	11.5kg	12.5kg	13.0kg