



# LED Corn Light

## BRIGHTEN YOUR LIFE

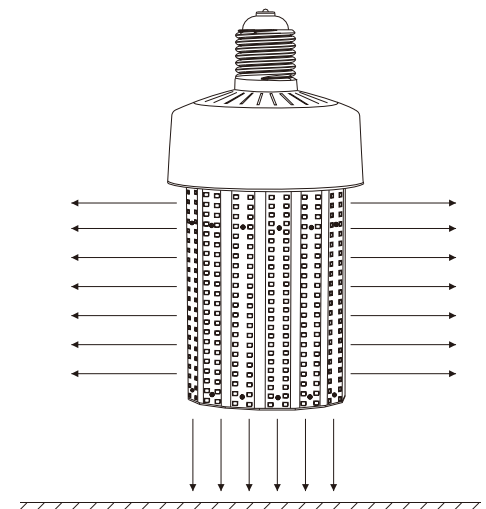
NEW LED TECHNOLOGY THAT ALLOWS THE  
COEXISTENCE OF ENVIRONMENTAL  
PROTECTION AND ENERGY SAVING

### Benefits

1. MH/HPS/HID/MHL/CFL lamp retrofit
2. Screw Base Direct Install by bypass ballast
3. 100% Pure Aluminum Fins Heat Sink
4. Universal Base E26/E27/E39/E40
5. ETL CETL SAA TUV CE ROHS listed




BB-HJD-XXX




## Features

1. Beam angle:360 degrees.
2. Aluminum fins heat sinks and active air exchanging cooling system in order to speed up heat dissipation.
3. It's major to replace the CFL/MH/HID/HPS.
4. Green, energy saving, long and reliable life of 50,000 hours.
5. No RF interference, No IR/UV radiation ,no mercury pollution.
6. Wide colour availability in degrees Kelvin(K),2700-6700K.
7. Streamline exterior design, beautiful appearance.
8. Environment friendly ,energy saving (70~80%).
9. Special circuit design, each LED work separately, avoiding the single broken LED influence problem.



## Application

1. Sports Light/Post Top Light.
2. Flood Light/Pole Light.
3. High/Low Bay Light
4. Roadway Light/Street Light/Billboard Light.
5. Other application roadway.



# SPECIFICATIONS

Power	30W	40W	50W	60W	70W
Model	BB-HJD-051	BB-HJD-052	BB-HJD-053	BB-HJD-054	BB-HJD-055
Luminous Flux	3600lm	4800lm	6000lm	7200lm	8400lm
Replacement	HPS 100W	HPS 120W	HPS 150W	HPS 180W	HPS 200W
Light Source	SMD LED				
Luminous Efficacy	>120lm/w				
Operation Temp.	-40 to +45°C				
CCT	2700K SW / 3000K WW / 4100K NW / 5000K DW / 5700K CW				
CRI	85				
Life Span	50,000 hours at 25°C				
Voltage	100-277VAC/50-60HZ 200-480VAC available				
Driver	Internal Power Supply				
Dimming	NO				
Beam Angle	360°				
Lamp Base	E26/E27/E39/E40				
PF	>0.95				
Warranty	3Years				


# DIMENSIONAL DRAWING




**BB-HJD-051/052**



**BB-HJD-053**




**BB-HJD-054/055**



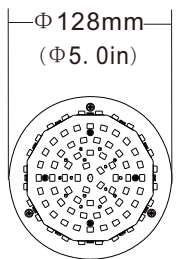
**BB-HJD-056/057**



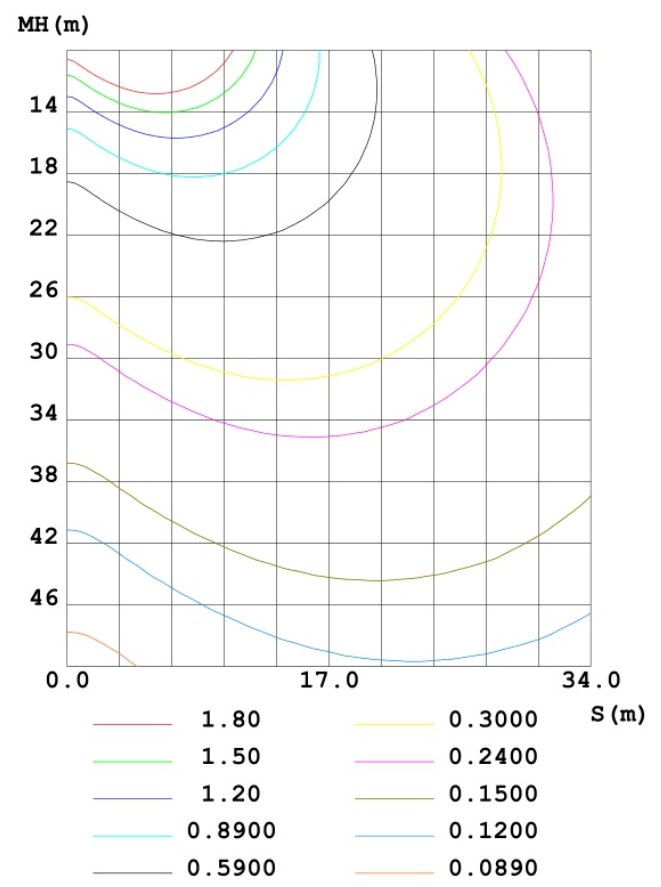
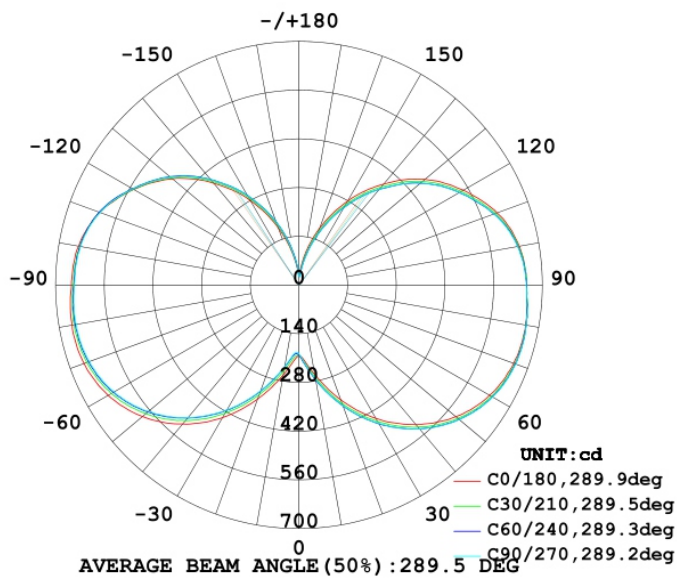
**BB-HJD-058**



**BB-HJD-059/060**




# LUMINOUS INTENSITY DISTRIBUTION



# PROJECTS

By using our 30W LED Corn Bulb to replace 100W Metal Halide bulb for garden hall path lighting fixtures, the customer is now able to save a lot per month from his electric bill.



**30W LED = 100W MH**



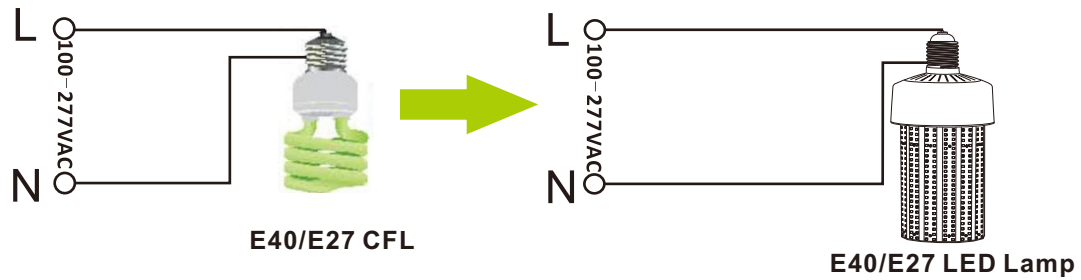
## Note:

- Don't take the LED lamp apart.
- The LED lamp must work under the right voltage according to the specification.
- Must remove the Ballast, Capacitor, Ignitor before installing our LED Light.

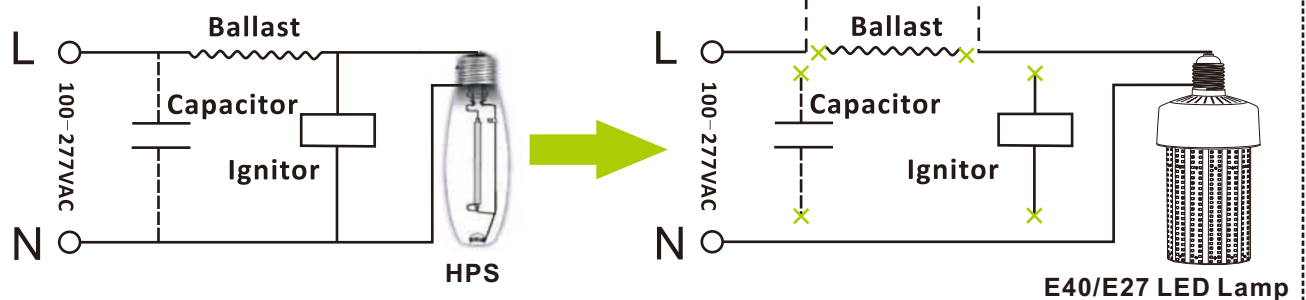
# INSTALLATION

Normally. The traditional lamp has the ballast or capacitor or ignitor, like HPS, MH.

## Replace E40/E27 CFL



## Replace HPS/MH



1. Remove the Ballast, Capacitor, Ignitor
2. Only need to put the L (live wire), N (null line) connected to the external power supply

When LED Corn Light installed in enclosed fixture, please make sure fixture diameter enough big for heat dissipation.



# PACKING INFO



Items	Packaging unit	Carton Size(mm) (L*W*H)	N.W	G.W	Volume weight
30-50W	12pcs/CTN	540*490*340mm	10.4kg	12.0kg	20.0kg
60-90W	12pcs/CTN	600*490*340mm	13.0kg	14.5kg	22.0kg
100-150W	12pcs/CTN	730*490*340mm	18.0kg	19.5kg	28.0kg