



## LED Solar Area Light

### BRIGHTEN YOUR LIFE

NEW LED TECHNOLOGY THAT ALLOWS THE  
COEXISTENCE OF ENVIRONMENTAL  
PROTECTION AND ENERGY SAVING

#### Benefits



1. Replace conventional Area Lights
2. Precision Die Cast Aluminum Housing
3. Fade Resistant Powder Coat Finish
4. Easy Installation
5. CE ROHS listed



BB-LD-SXXX-AR-B-A1

## Features

1. Beam angle:120 degrees.
2. Aluminum die-casting heat sinks is good for heat dissipation.
3. It's major to replace the conventiona area light.
4. Green, energy saving, long and reliable life of 50,000 hours.
5. No RF interference, No IR/UV radiation ,no mercury pollution.
6. Wide colour availability in degrees Kelvin(K),2700-6700K.
7. Streamline exterior design, beautiful appearance.
8. Environment friendly ,energy saving (70~80%).
9. Special circuit design, each LED work separately, avoiding the single broken LED influence problem.



## Application


1. Park-garden lighting.
2. Courtyard lighting.
3. Community lighting.
4. Garden lighting.
5. Campus lighting.



## SPECIFICATIONS

LED MAX Power	5W
Model	BB-LD-S5W-AR-B-A1
Solar panel Max power	6V/4W
Luminous Flux	750-800lm
Solar Panel Dimension	Dia220*41mm
Mounting Height	3-5m
Space Bettwen Light	10-15m
Luminous Efficacy	150-160lm/W
Discharge Time	more than 10-12hours
Sensor	Time Controller or PIR Sensor Optional
Charge Time	6-7hours(with enough strong shine)
Solar Cell	High efficiency imported silicon solar cell
Light Source	SMD LED
Operation Temp.	-40 to +45°C
CCT	2700K SW / 3000K WW / 4100K NW / 5000K DW / 5700K CW
Life Span	50,000 hours
IP	65
Beam Angle	120°
Warranty	3Years

## DIMENSIONAL DRAWING



# WORKING CHARACTERISTICS

## Time Controller Optional Choice :

Optional 1. When Light sensed dark, then it will on, 4 hours later will dim to 30% of whole power.

When Light sensed daytime, then it will off.

Optional 2. Smart Dimming Solar Light

1) When light sensed dark, then it will on 4 hours.

2) Then it will work 6 hours 30% or 50%.

3) Then 70% till Light sensed daytime. Then Off .

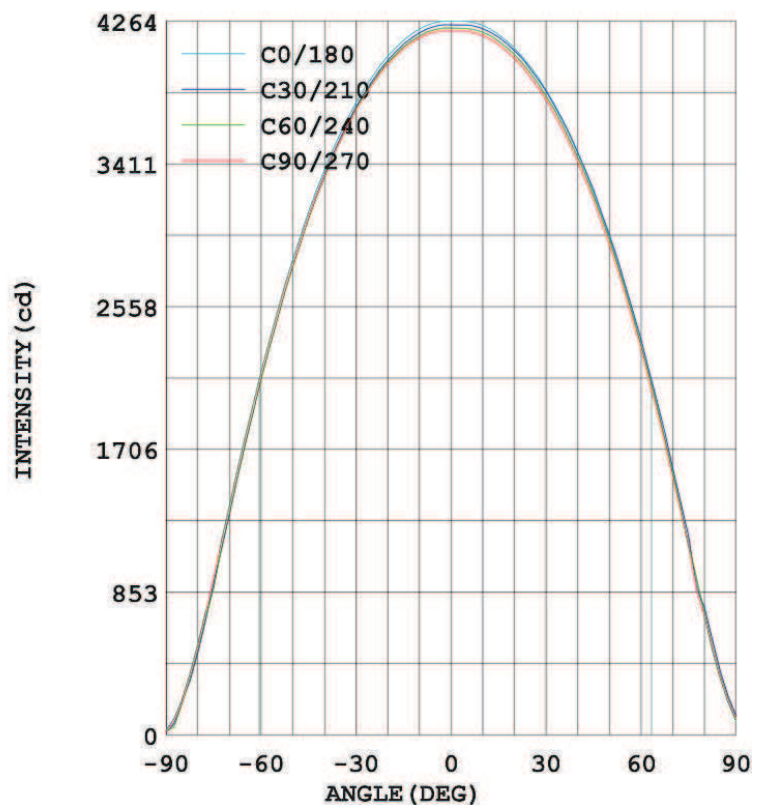
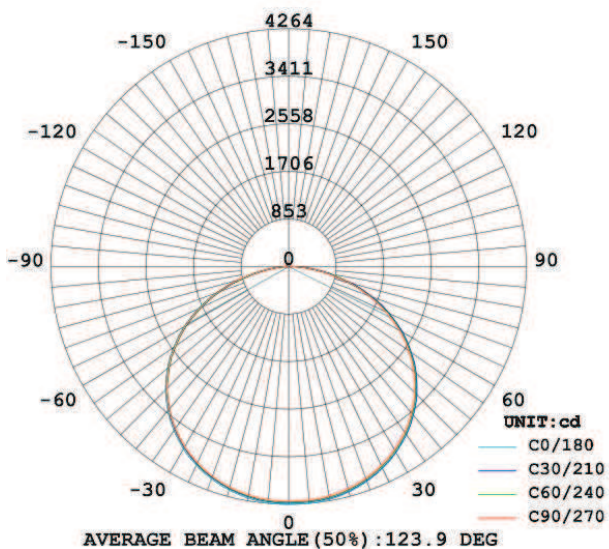
Optional 3. Anytime you want it light on , any hours you want it last . And any percentage you want it work of whole power .

Notice : If not special demand , we all produce Optional 1 for all customers.

## PIR Sensor Optional Choice:

When Light sensed dark, then it will on, When Light sensed daytime, then it will off. When a person approaches the light, the light is 100% bright. After the person leaves for 120s, the brightness of the light becomes 20%.

# LUMINOUS INTENSITY DISTRIBUTION



## PROJECTS

By using our 5W Area Light to replace 15W Metal Halide bulb for parking area lighting fixtures, the customer is now able to save a lot per month from his electric bill.



Replace



5W LED = 15W MH

### Note :

- Don't take the LED lamp apart.
- The LED lamp must work under the right voltage according to the specification.

## PACKING INFO



Item	Packaging	Carton Size(mm) (L*W*H)	N.W	G.W	Volume weight
5W	1pc/CTN	710*610*150mm	8.5kg	9.5kg	9.5kg