



# LED Corn Light

## BRIGHTEN YOUR LIFE

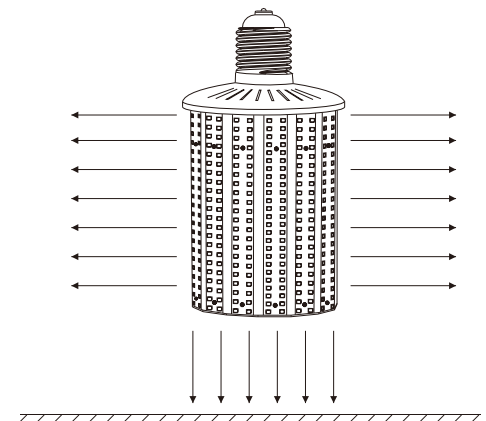
NEW LED TECHNOLOGY THAT ALLOWS THE COEXISTENCE OF ENVIRONMENTAL PROTECTION AND ENERGY SAVING

### Benefits

- 1. MH/HPS/HID/MHL/CFL lamp retrofit
- 2. Screw Base Direct Install by bypass ballast
- 3. 100% Pure Aluminum Fins Heat Sink
- 4. Universal Base E26/E27/E39/E40
- 5. CE ROHS listed



BB-HJD-XXX




## Features

1. Beam angle:360 degrees.
2. Aluminum fins heat sinks and active air exchanging cooling system in order to speed up heat dissipation.
3. It's major to replace the CFL/MH/HID/HPS.
4. Green, energy saving, long and reliable life of 50,000 hours.
5. No RF interference, No IR/UV radiation ,no mercury pollution.
6. Wide colour availability in degrees Kelvin(K),2700-6700K.
7. Streamline exterior design, beautiful appearance.
8. Environment friendly ,energy saving (70~80%).
9. Special circuit design, each LED work separately, avoiding the single broken LED influence problem.



## Application


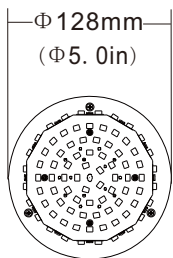
1. Sports Light/Post Top Light.
2. Flood Light/Pole Light.
3. High/Low Bay Light
4. Roadway Light/Street Light/Billboard Light.
5. Other application roadway.




# SPECIFICATIONS

Power	180W	200W	240W
Model	BB-HJD-S180	BB-HJD-S200	BB-HJD-S240
Luminous Flux	21600lm	24000lm	30000lm
Replacement	HPS 500W	HPS 600W	HPS 1000W
Light Source	SMD LED		
Luminous Efficacy	>120lm/w		
Operation Temp.	-40 to +45°C		
CCT	2700K SW / 3000K WW / 4100K NW / 5000K DW / 5700K CW		
CRI	85		
Life Span	50,000 hours at 25°C		
Voltage	100-277VAC/50-60HZ 200-480VAC available		
Driver	External UL Listed Power Supply		
Dimming	Available		
Beam Angle	360°		
Lamp Base	E26/E27/E39/E40		
PF	>0.95		
Warranty	3Years		

# DIMENSIONAL DRAWING

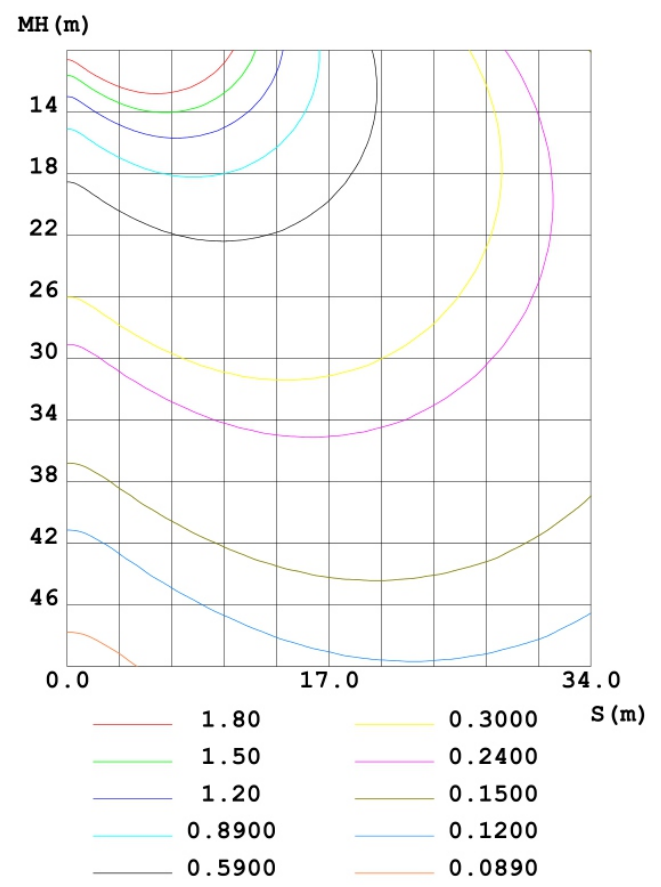
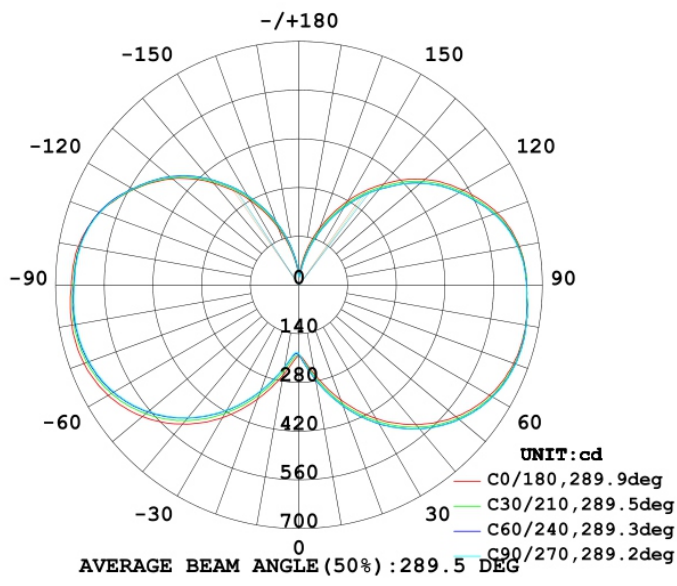


**BB-HJD-S180**



**BB-HJD-S200/240**

# LUMINOUS INTENSITY DISTRIBUTION



# PROJECTS

By using our 180W LED Corn Bulb to replace 500W Metal Halide bulb for garden hall path lighting fixtures, the customer is now able to save a lot per month from his electric bill.



Replace  
 →



**100W LED = 500W MH**



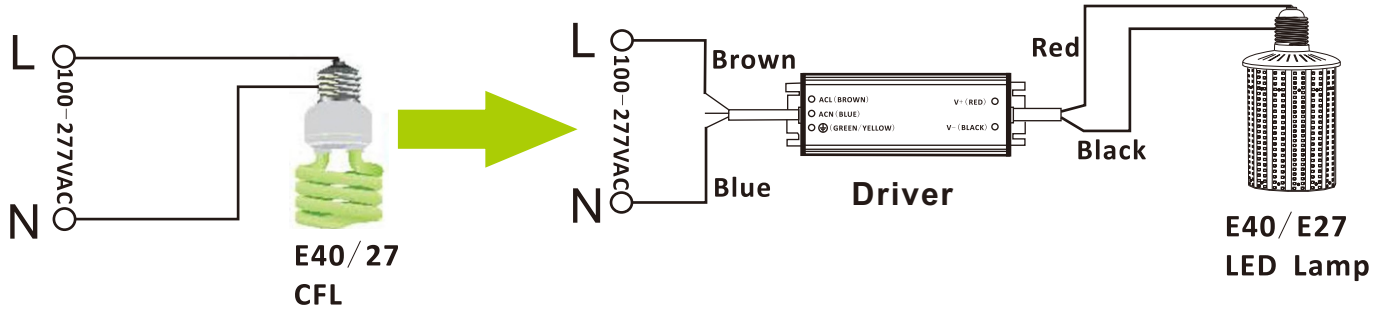
## Note:

- Don't take the LED lamp apart.
- The LED lamp must work under the right voltage according to the specification.
- Must remove the Ballast, Capacitor, Ignitor before installing our LED Light.

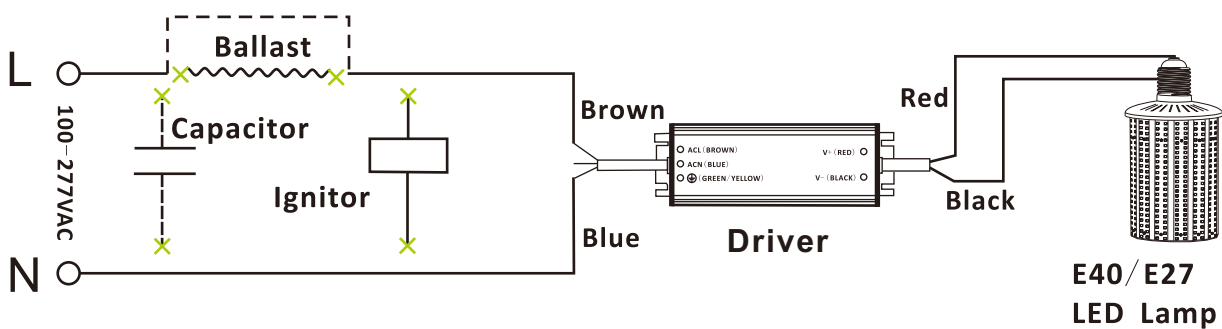
# INSTALLATION

Normally. The traditional lamp has the ballast or capacitor or ignitor, like HPS, MH.

## Replace E40/E27 CFL




## Replace HPS/MH



1. Remove the Ballast, Capacitor, Ignitor
2. Only need to put the L (live wire), N (null line) connected to the external power supply

When LED Corn Light installed in enclosed fixture, please make sure fixture diameter enough big for heat dissipation.



# PACKING INFO



Items	Packaging unit	Dimensions (L*W*H)	N.W	G.W	Volume weight
180-240W	8pcs/Box	730*490*340mm	20.5kg	21.5kg	28.0kg