



CCT Adjustable

3000K 4000K 5000K

SWITCH FREELY

Wattage Adjustable

LED Highbay Series



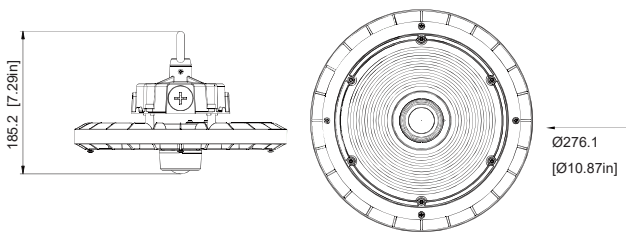
► Features

A cost-effective UFO High Bay that fits within your budget, excelling in both performance and aesthetics while offering strong adaptability to various environments with its exquisite profile. This compact and lightweight fixture is designed for exceptional durability and practicality, capable of replacing a 1000W MH. The MHB13 is an ideal choice for illuminating factories, warehouses, gymnasiums, and other outdoor areas.

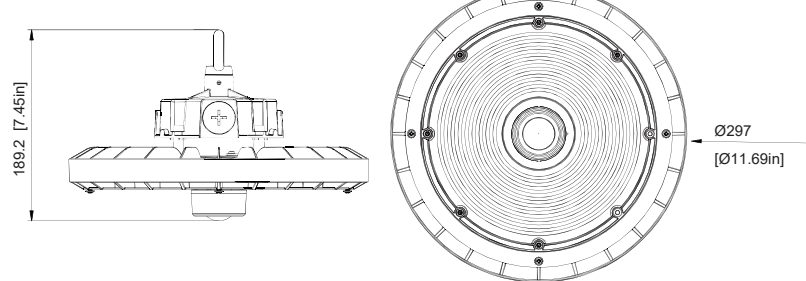
- ✓ The MHB13 LED High Bay is energy - efficient. It has 100 - 250W options, can replace 1000W MH lamps, and has high LPW values for energy savings.
- ✓ This light is highly adaptable. Its corrosion - resistant, IP65 - rated housing suits harsh environments, and it works in - 40°C to 45°C.
- ✓ The MHB13 offers versatile functions. It has adjustable CCT, three selectable wattages, and a standard 0 - 10V dimming function.
- ✓ It provides quality lighting, with lumen outputs from 15,300 - 36,000 and effective glare control.
- ✓ The MHB13 is a reliable product. Its LED has a 50,000 - hour lifespan, a 5 - year warranty, and UL/cUL wet - location certifications.

► Dimension

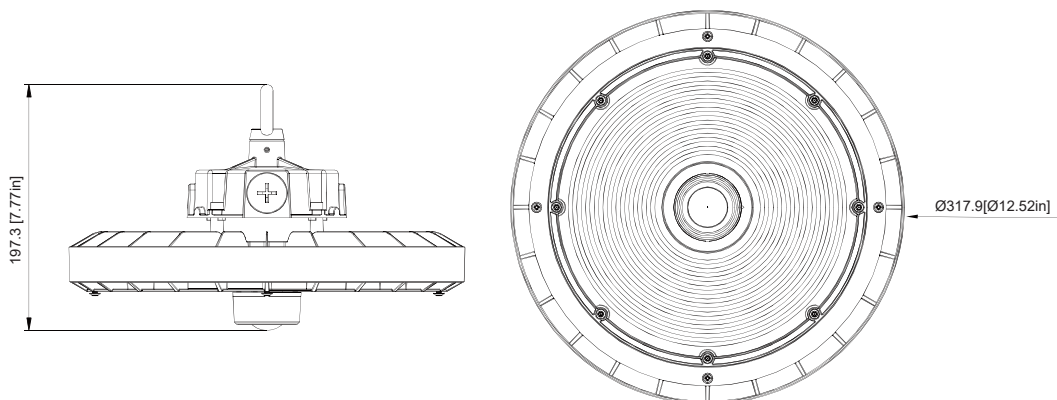
unit: mm/inch



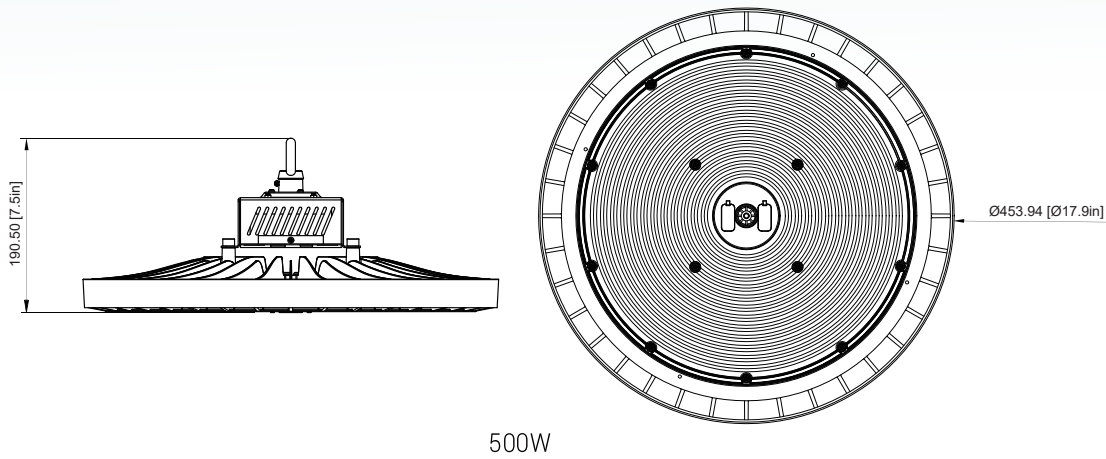
100W/165W



215W











250W



DATA SHEET

Power	100W	165W	215W	250W	500W
Model	BB-GKD-100W-HB13	BB-GKD-165W-HB13	BB-GKD-215W-HB13	BB-GKD-250W-HB13	BB-GKD-500W-HB13
Dimension(mm)	Ø 276xH185	Ø 297xH185	Ø 297xH189	Ø 317xH197	Ø 453xH190
Luminous Flux	15000lm	24700lm	31200lm	36000lm	82500lm
Power regulation	Each model supports 4 positions wattage regulation:100%, 80%, 60%, 40%(Optional)				
Beam Angle	90° 120°				
Materials	Aluminum alloy				
Luminous Efficacy	150 lm/w				
Operation Temp	-40 to+ 45°C				
CCT	Adjustable CCT 3000K 4000K 5000K				
CRI	80+				
Life Span	100,000 hours				
Voltage	120-277VAC/277-480VAC				
Driver	UL listed power supply				
Dimming	Dimmable				
Color	Black/White/Dark				
Luminous Source	SMD LED 2835				
IP Rating	IP 65				
PF	>0.9				
Installation	Hook mount; U-Bracket mount; Conduit Pendant Mount				
Warranty	5 Years				

► ACCESSORIES (Optional)

					
EB BOX-25W/90MIN Emergency battery set for 25W, 3500lm, 90min Suit for 215W, 250W	EB BOX-16W/90MIN Emergency battery set for 16W, 2000lm, 90min Suit for 165W.	MHANT12VPH02 10-15VDC input voltage Plug-in PIR sensor; Preset for 5min hold time, 30 min standby time at 30% dim. daylight disabled.	MHANT12VPHB02 10-15VDC input voltage Plug-in Bluetooth PIR sensor; Sensor and Fixture controller for HAISEN system.	U-Bracket Use for surface mount	Aluminum Reflector
					
PC Reflector	CONDUIT ADAPTOR Use for conduit pendant mount or Emergency battery back-up.				

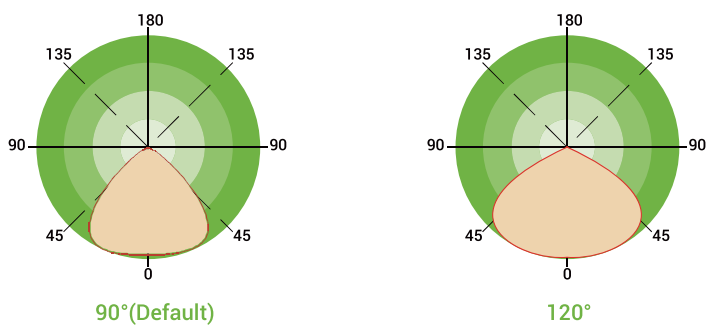
Note: Main Stocking sensor's SKU: MSANT12VPH01

ORDERING GUIDE

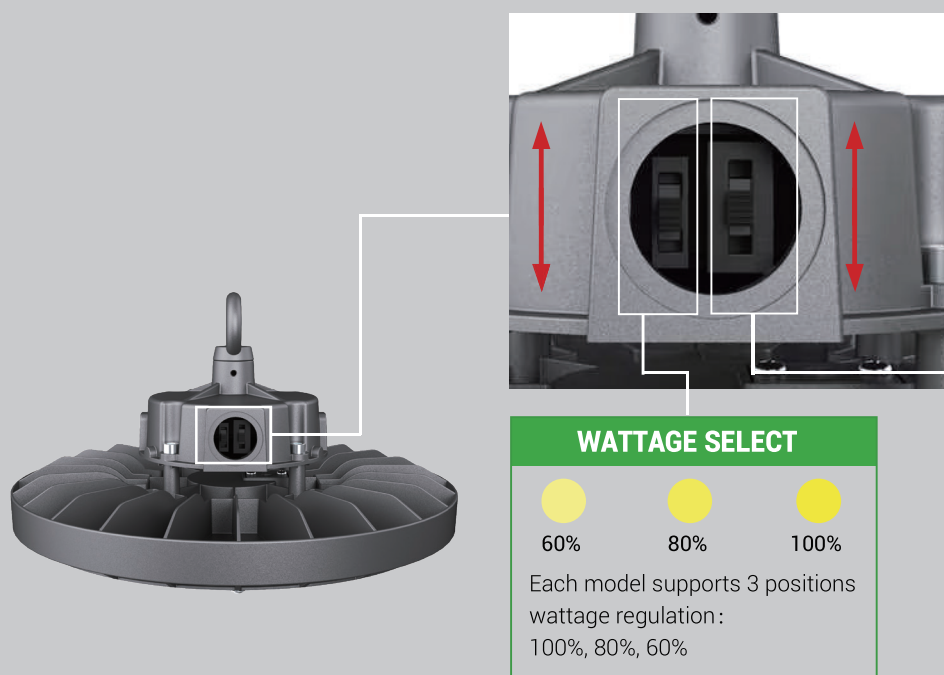
MHB13 215W27VDDKBYYYYY

Fixture Type	Wattage	Voltage	CCT	Finish	Sensor (Option)	Emergency Battery (Option)	CCT and Power Adjustable	Internal Code
<input type="text"/>	<input type="text"/>	<input type="text"/>	<input type="text"/>	<input type="text"/>	<input type="text"/>	<input type="text"/>	<input type="text"/>	<input type="text"/>
MHB13 High Bay Series	100W 100Watts 165W 165Watts 215W 215Watts 250W 250Watts 500W 500Watts	27V 120-277V 48V 277-480V	DDK Adjustable color temperature	B Black D Dark Bronze W White	M With Sensor Blank Without Sensor	B With Emergency Battery Blank Without Emergency Battery	AD With Adjustment Dial	Blank Alphanumeric

► Photometrics



► CCT and power adjustment(optional)



CCT AND WATTAGE SELECTABLE
This fixture has the function of adjusting the lumens output and color temperature on-site.

WATTAGE SELECT

60% 80% 100%

Each model supports 3 positions wattage regulation:
100%, 80%, 60%

CCT SELECT

3000K 4000K 5000K

Offer three CCT adjustable (3000K, 4000K, 5000K) or two CCT adjustable (4000K, 5000K)

► Mounting



Hanging Ring Mount



U-Bracket Mount



Conduit Pendant Mount

► Application case


Parking area lighting/Workshop lighting/Warehouse lighting/indoor stadium lighting/Factories lighting



• Warehouse lighting



• Factories lighting



• Garage lighting

► Packge info

Packaging	Carton Size(mm) (L*W*H)	N.W	G.W	Volume weight
6pcs/CTN(165W)	59*30*39cm	1.52kg	11.11kg	
6pcs/CTN(215W)	63*32*41cm	2.14kg	14.94kg	
6pcs/CTN(250W)	66*33.5*47cm	2.53kg	17.48kg	