



LED Post Top Garden Light

BRIGHTEN YOUR LIFE


NEW LED TECHNOLOGY THAT ALLOWS THE COEXISTENCE OF ENVIRONMENTAL PROTECTION AND ENERGY SAVING

Strong Points

- 1.MH/HPS/HID/MHL/CFL lamp retrofit
- 2.Screw Base Direct Install by bypass ballast
- 3.100% Die Casting Heat Sink
- 4.Universal Base E26/E27/E39/E40
- 5.CE ROHS listed



Standard product





Features

1. Beam angle:360 degrees.
2. Aluminum die-casting heat sinks and active air exchanging cooling system in order to speed up heat dissipation.
3. It's major to replace the CFL/MH/HID/HPS.
4. Green, energy saving, long and reliable life of 50,000 hours.
5. No RF interference, No IR/UV radiation ,no mercury pollution.
6. Wide colour availability in degrees Kelvin(K),2700-6700K.
7. Streamline exterior design, beautiful appearance.
8. Environment friendly ,energy saving (70~80%).
9. Special circuit design, each LED work separately, avoiding the single broken LED influence problem.



Application

- 1.Sports Lighting/Post Top Lighting.
- 2.Canopy Lighting.
- 3.High/Low Bay Lighting.
- 4.Roadway Lighting/Street Lighting.
- 5.Other applications.



SPECIFICATIONS

Power	30W	40W	50W	60W	80W
Model	BB-XHJD-30W-D	BB-XHJD-40W-D	BB-XHJD-50W-D	BB-XHJD-60W-D	BB-XHJD-80W-D
Luminous Flux	3900lm	5200lm	6500lm	7800lm	10400lm
Replacement	HPS 100W	HPS 125W	HPS 150W	HPS 175W	HPS 250W
Light Source	SMD LED				
Luminous Efficacy	>130lm/w				
Operation Temp.	-40 to +45°C				
CCT	2700K SW / 3000K WW / 4100K NW / 5000K DW / 5700K CW				
CRI	85				
Life Span	50,000 hours at 25°C				
Voltage	100-277VAC/50-60HZ				
Driver	Internal Power Supply				
Dimming	NO				
Beam Angle	360°				
Lamp Base	E26/E27/E39/E40				
PF	>0.95				
Warranty	3/5 Years				

DIMENSIONAL DRAWING

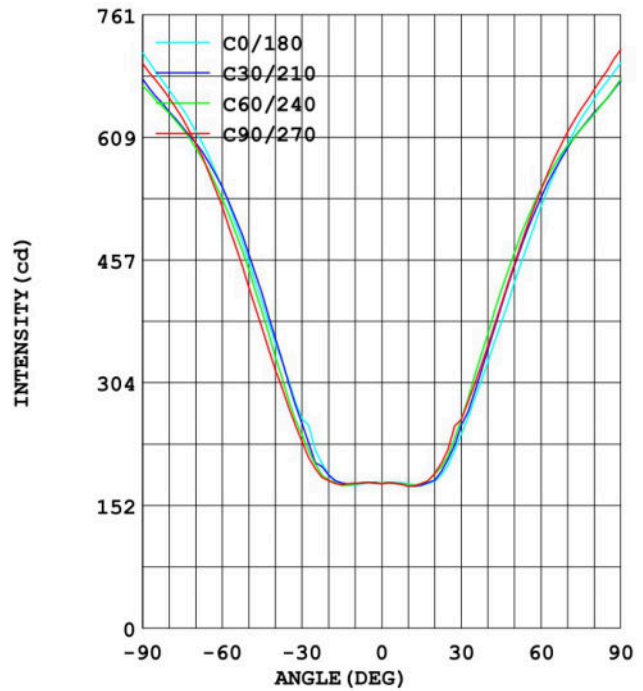
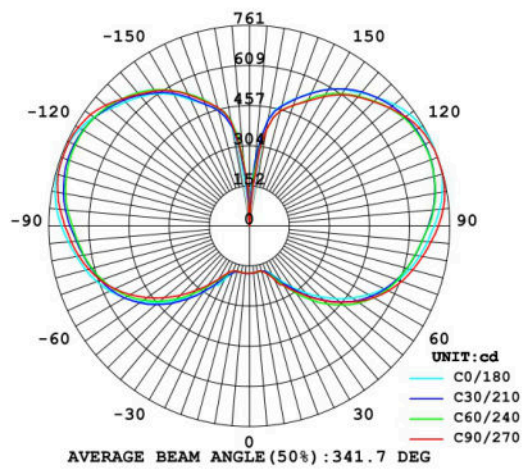
Standard product:



Notes:

1. All Dimensions are in Inches [Millimeters].
2. The top PCB optional with led chips mounted or without led chips mounted. Standard version is : Mounted with led chips.

LUMINOUS INTENSITY DISTRIBUTION



PROJECTS

By using our 30W LED Post Top Garden Light to replace 100W Metal Halide bulb for parking garage lighting fixtures, the customer is now able to save a lot per month from his electric bill.



Replace



30W LED = 100W MH

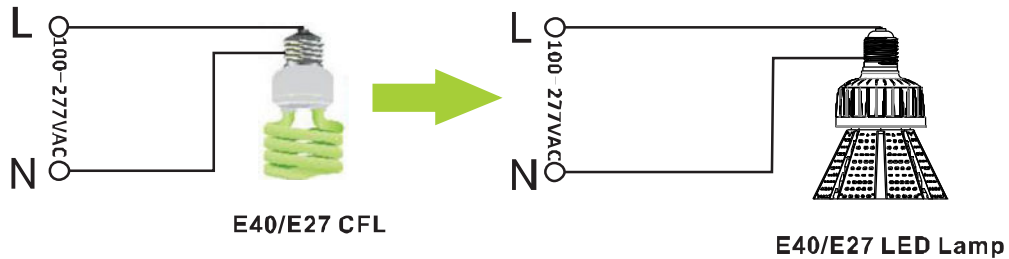
Note:

- Don't take the LED lamp apart.
- The LED lamp must work under the right voltage according to the specification.
- Must remove the Ballast, Capacitor, Ignitor before installing our LED Light.

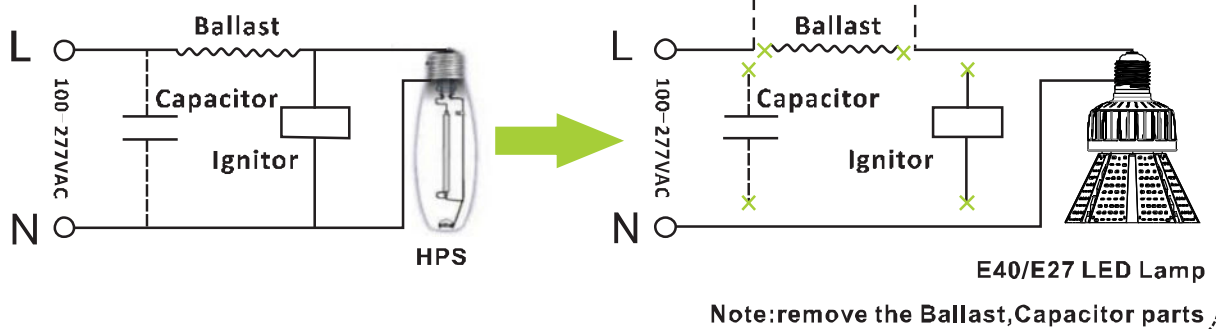
INSTALLATION

Normally. The traditional lamp has the ballast or capacitor or ignitor, like HPS, MH.

Replace E40/E27 CFL



Replace HPS/MH



When LED Post Top Light installed in enclosed fixture, please make sure fixture diameter big enough for heat dissipation.



PACKING INFO



Packaging	Carton Size(mm) (L*W*H)	N.W	G.W	Volume weight
12pcs/CTN	490*460*340mm	15.5kg	16.5kg	18.0kg